

Sweet Things

This week our home learning suggestions are all based around the theme "Sweet Things!" We hope this give you the chance to work together as a family, for siblings to support each other and to cover different subjects in a fun, interesting way.



Reading		Writing		Maths	
<p>1. Reading a variety of texts at home. This can include reading books, magazines, instruction manuals or recipes.</p> <p>2. Read a recipe to make something sweet and yummy. Which verbs has the author chosen to use?</p> <p>3. Find a story about sweets or chocolate. Did you enjoy it? Did it make you hungry? You might want to read Hansel and Gretel, Chocolate Cake by Michael Rosen, Candy King by Simon Hood or Charlie and the Chocolate factory by Roald Dahl. See below for more suggestions and links!</p> <p>GetEpic and OxfordOwls provide great reading content online.</p>		<p>1. Read or watch the story Charlie and the Chocolate Factory. Retell the story in your own words. You might want to illustrate it too.</p> <p>2. Look at different sweets and chocolate. Think about different ways to describe the taste, smell and look of it. Create a shape or acrostic poem. Template below.</p> <p>3. Can you make something delicious at home with your grown up and write instructions on how to make it. Include pictures to help make it clear.</p> <p>Examples and scaffolds will be provided to support these activities. Please check the daily emails for these resources.</p> <p>Spelling Shed Phonics Play Practise Common Exception Word spelling</p>		<p>1. Look at a selection of Chocolate and sweet packets. Find out how much they weigh and order them from lightest to heaviest.</p> <p>2. In Charlie and the Chocolate Factory Charlie finds a 50p piece. How many ways can you make 50p?</p> <p>3. Find out your family and friends favourite chocolate or sweets and create a pictogram to show which one is the favourite.</p> <p>Matheltics TTRockstars</p>	
Science	Art/DT/Music	History	Geography	Discussion	
<p>How long does it take chocolate to melt?</p> <p>Ask an adult to help you to find out how long it takes different types of chocolate to melt? Put some chocolate in a cup or bowl above hot water and time how long it takes to turn into a liquid. You could see if white, dark and milk chocolate all take the same amount of time or if one is quicker.</p>	<p>Create your own Chocolate Bar and Wrapper.</p> <p>Can you write and record an advert for your new chocolate bar? Try to describe how it tastes so people want to buy it.</p> <p>Learn a song about chocolate. Here is one I recommend</p> <p>https://www.youtube.com/watch?v=ld4SIUqvP8U</p>	<p>Who bought Chocolate to the UK? Research who bought it into this country and which country it came from.</p> <p>Find out who John Cadbury is and why he is important to our tasty snacks today!</p>	<p>Look at the ingredients on one of your favourite chocolate bars. Find out where in the world the ingredients come from.</p> <p>Lots of chocolate has the Fair Trade logo on it. What does this mean? Can you research Fair Trade and find out what they do to help your chocolate bar get to England?</p>	<p>What is your favourite sweet and why?</p> <p>Is it best to have no sweets and chocolate in our diets?</p> <p>If you could only eat one sweet forever what sweet would it be and why?</p>	

PE- Watch a video of the Oompa Loompas from Charlie and the Chocolate Factory dancing. <https://www.youtube.com/watch?v=qw0zZttfUaw>
Can you create your own dance and send it into your teacher?

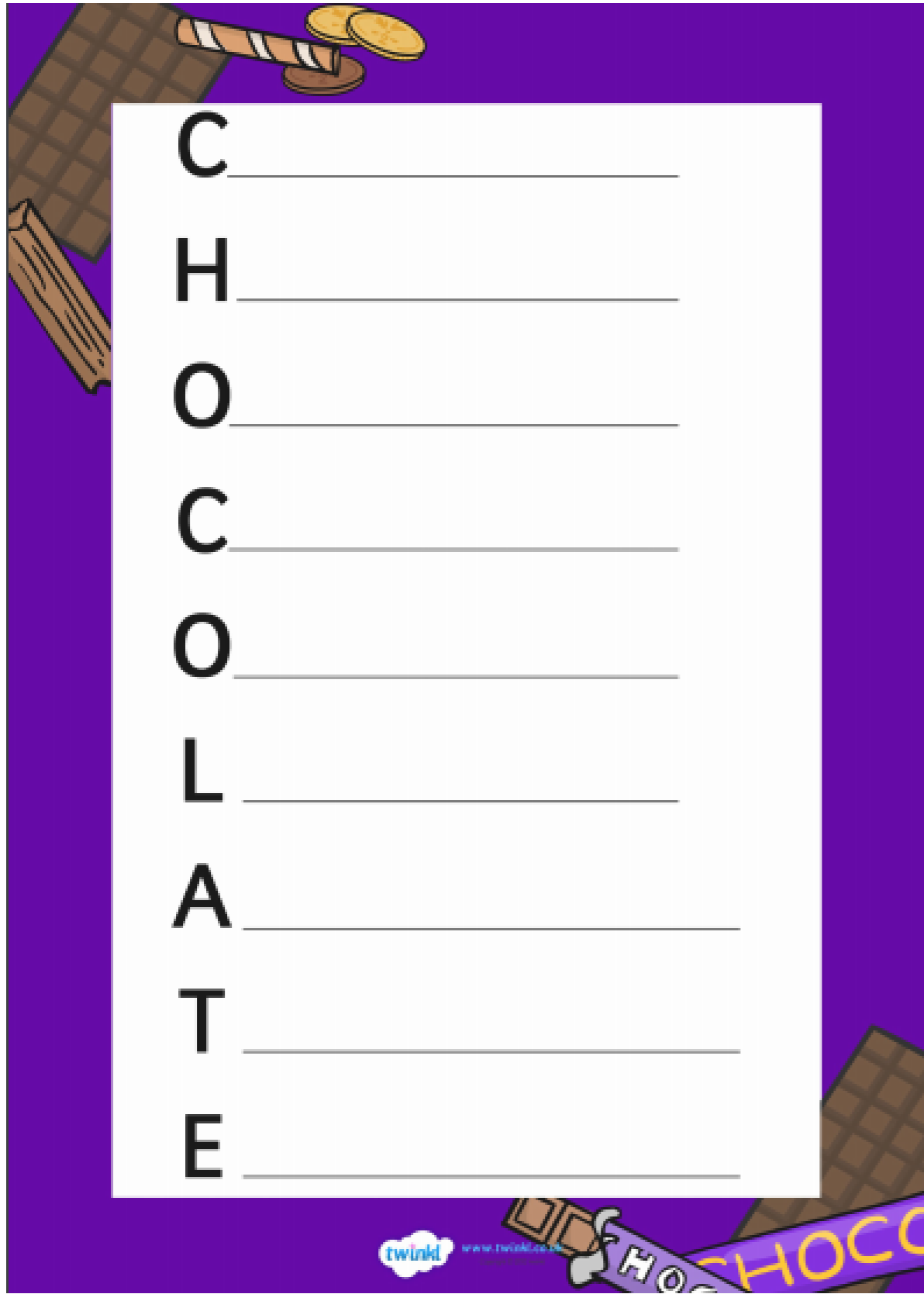
Book suggestions:

Chocolate cake by Michael Rosen <https://www.youtube.com/watch?v=7BxQLITdOOc>
Candy King by Simon hood <https://www.youtube.com/watch?v=2Qc2NK-ex8g>
Hansel and Gretel <https://www.youtube.com/watch?v=wDQib9yeEn0>
There's a broccoli in my Ice cream by Emily MacKenzie <https://www.youtube.com/watch?v=zxxLDDQpEyo>
Ice cream and dinosaurs by Eric Litwin <https://www.youtube.com/watch?v=VG2r8AM6yl0>
The very hungry catapillar by Eric Carle <https://www.youtube.com/watch?v=75NQK-Sm1YY>

Design your own chocolate bar template



Acrotisc Poem Templates



A writing paper with a purple background and a white central area. The background is decorated with illustrations of chocolate bars, a chocolate coin, and a chocolate bar wrapper. The word "CHOCOLATE" is written vertically on the left side of the white area, with each letter on a separate line. The Twinkl logo and website address are visible in the bottom left corner.

C _____
H _____
O _____
C _____
O _____
L _____
A _____
T _____
E _____

twinkl www.twinkl.co.uk



A writing paper with a light blue background and a white central area. The background is decorated with illustrations of various sweets, including a yellow lollipop, a pink and white striped lollipop, a blue lollipop, a green lollipop, a yellow lollipop, and a purple and white striped lollipop. The word "SWEETS" is written vertically on the left side of the white area, with each letter on a separate line. The Twinkl logo and website address are visible in the bottom left corner.

S _____
W _____
E _____
E _____
T _____
S _____

twinkl www.twinkl.co.uk